

# Speech-Language Pathology and Audiology and Hearing Aid Dispensers Board

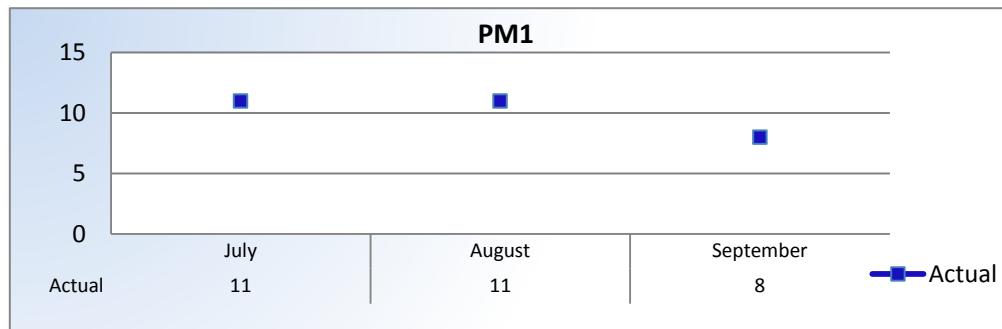
## Performance Measures

### Q1 Report (July - September 2014)

To ensure stakeholders can review the Board's progress toward meeting its enforcement goals and targets, we have developed a transparent system of performance measurement. These measures will be posted publicly on a quarterly basis.

#### PM1 | Volume

Number of complaints and convictions received.

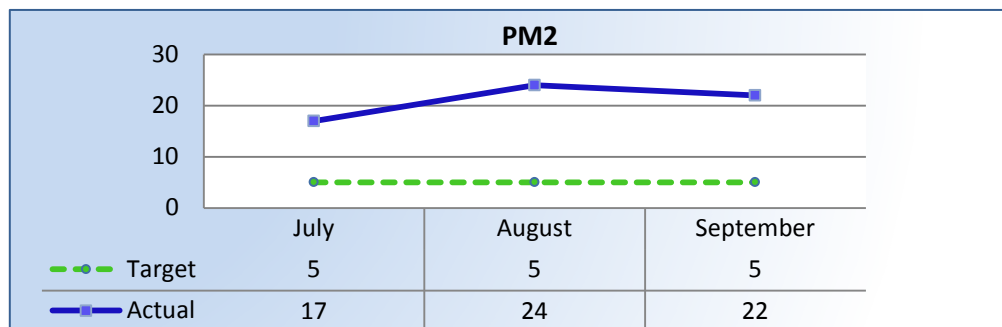


Total Received: 30 Monthly Average: 10

**Complaints: 18 | Convictions: 12**

#### PM2 | Intake

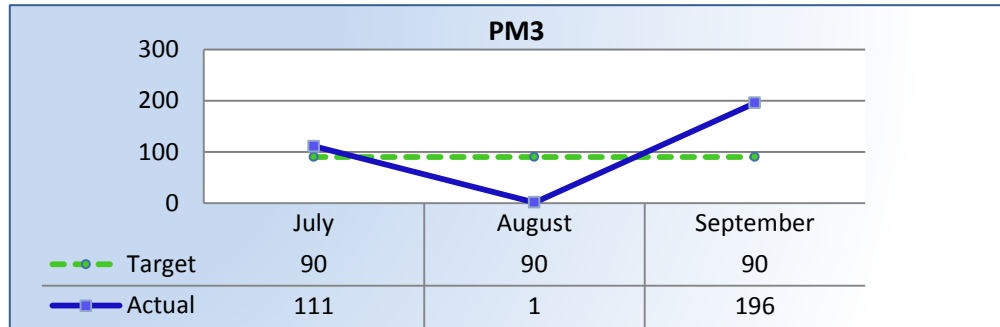
Average cycle time from complaint receipt, to the date the complaint was assigned to an investigator.



**Target Average: 5 Days | Actual Average: 25 Days**

### PM3 | Intake & Investigation

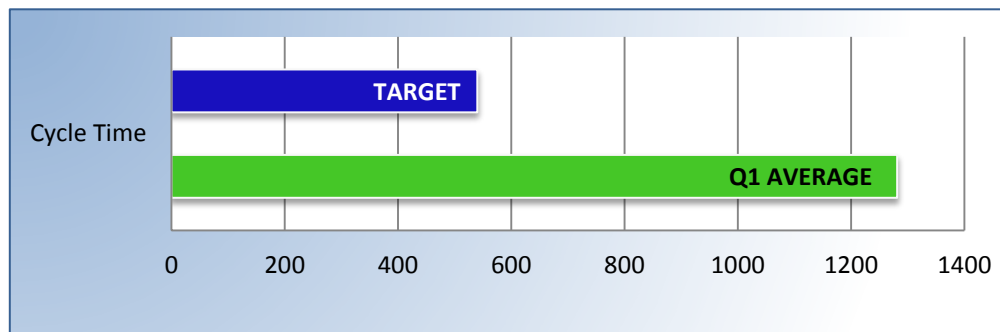
Average cycle time from complaint receipt to closure of the investigation process. Does not include cases sent to the Attorney General or other forms of formal discipline.



**Target Average: 90 Days | Actual Average: 101 Days**

### PM4 | Formal Discipline

Average number of days to complete the entire enforcement process for cases resulting in formal discipline. (Includes intake and investigation by the Board and prosecution by the AG).



**Target Average: 540 Days | Actual Average: 1,281 Days**

### **PM7 | Probation Intake**

**Average number of days from monitor assignment, to the date the monitor makes first contact with the probationer.**

*The Board did not contact any new probationers this quarter.*

**Target Average: 14 Days | Actual Average: N/A**

### **PM8 | Probation Violation Response**

**Average number of days from the date a violation of probation is reported, to the date the assigned monitor initiates appropriate action.**

*The Board did not report any new probation violations this quarter.*

**Target Average: 21 Days | Actual Average: N/A**