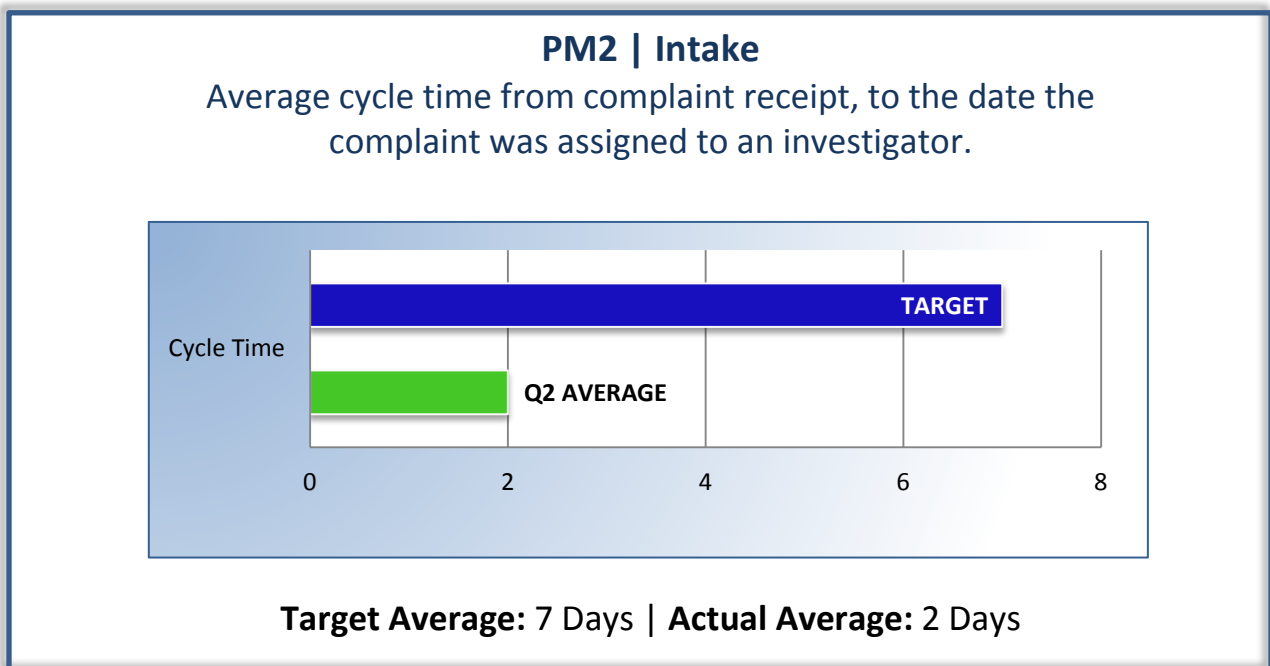



Performance Measures

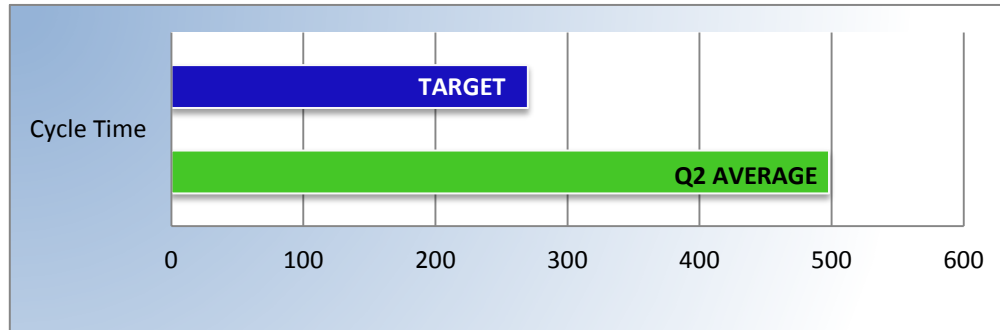
Q2 Report (October - December 2014)

To ensure stakeholders can review the Committee's progress toward meeting its enforcement goals and targets, we have developed a transparent system of performance measurement. These measures will be posted publicly on a quarterly basis.



PM3 | Intake & Investigation

Average cycle time from complaint receipt to closure of the investigation process. Does not include cases sent to the Attorney General or other forms of formal discipline.



Target Average: 270 Days | Actual Average: 498 Days

PM4 | Formal Discipline

Average number of days to complete the entire enforcement process for cases resulting in formal discipline. (Includes intake and investigation by the Committee and prosecution by the AG).

The Committee did not report any formal discipline this quarter.

Target Average: 540 Days | Actual Average: N/A

PM7 | Probation Intake

Average number of days from monitor assignment, to the date the monitor makes first contact with the probationer.

The Committee did not contact any new probationers this quarter.

Target Average: 10 Days | **Actual Average:** N/A

PM8 | Probation Violation Response

Average number of days from the date a violation of probation is reported, to the date the assigned monitor initiates appropriate action.

The Committee did report any probation violations this quarter.

Target Average: 15 Days | **Actual Average:** N/A